
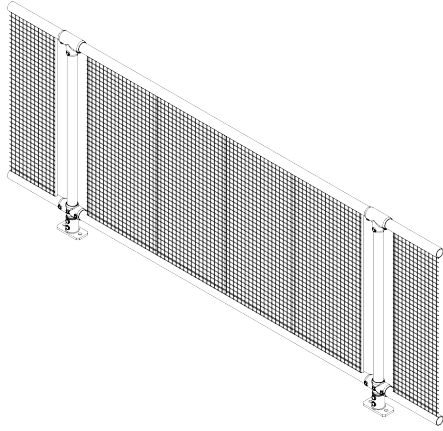


Standard Balustrade

For level applications, greater than one metre (FFL)



Key features

- > Modular flexibility
- > No-weld assembly
- > Flat pack delivery
- > Reduced corrosion
- > Colour options
- > Available ex-stock
- > BIM & CAD Support

Applications suited to

- > Retaining walls and carparks
- > Accommodation units
- > Sporting facilities and stadiums
- > Public transport and sightseeing
- > Fire and access stairs
- > Footbridges and culverts
- > Loading bays and mezzanines
- > Refer to applicable Aust Standards and Building Codes.

Specification Summary

Supply and install the proprietary CB10M barrier system to substrate according to Moddex specifications, or by a Moddex accredited installer.

Technical Data

Material

Stanchions, rails & balustrades	Steel/grade C250 & 350
Clamp fittings	Malleable Cast iron
Clamp locking screws	Stainless Steel (304)
Protective coating	
Stanchions, rails and balustrades	G390 Hot-dip Galvanize (min 390g/m ²)
Clamp fittings	Hot-dip Galvanized with patented protective coating on threads
Optional	Powder coating and paint specs*

*The standard process for Powder Coated and Painted handrail products is as follows: black steel is used for fabrication. The steel is sand blasted and a zinc primer coating is applied. The powder coat / paint coat is then applied over the zinc primer creating a dual shield coating with a decorative finish.

Dimensions

Variable depending on building/application/ code

Stanchions

Diameter	48.3mm OD 41.9mm ID
Nominal Thickness	3.2mm - 4.0mm (loading dependent)

Rails

Diameter	48.3mm OD 41.9mm ID
Nominal Thickness	3.2mm

Base Plate

Nominal Thickness	16.0mm
--------------------------	--------

Mesh

Mesh Size	25mm x 25mm x 3.25mm
Support Bar x 5	Ø 12mm

Clamp fittings

Thickness	5.0mm (approx)
Locking screws	M12 x 1.75 x 11mm - DEXX® Drive

Weight

Variable depending on building/application/ code

Stanchion with clamps	7.2 to 8.0kg
Rail @ 6.0m	21.6kg
Balustrade Panel @ 2.0m	29kg

Fixings

Stanchion attachment to

Concrete	M12 galvanized mechanical concrete anchor
Structural steel	M16 galvanized high tensile bolt set

*Other Fixing options are available on request

Compliance

Moddex CB10M balustrades are designed and manufactured in accordance with building regulations (NCC & BCA) Australian Standard AS/NZS 1170:2002 and relevant statutory WHS Codes of Practice/ Guidelines. Galvanized to AS 4792 and AS/ NZS 4680:2006 (where applicable).

Testing

Testing and performance based on requirement of Australian Standard AS1170.1 Clause 3.6 Table 3.3. Stringent vibration endurance tests have been performed and independent testing has been carried out to confirm the suitability of the Moddex system in maritime conditions.

Warranty

5 years from date of purchase subject to correct installation, use and maintenance in accordance with manufacturer's specifications and recommendations, unless otherwise negotiated at the time of purchase.

— Refer maintenance manual

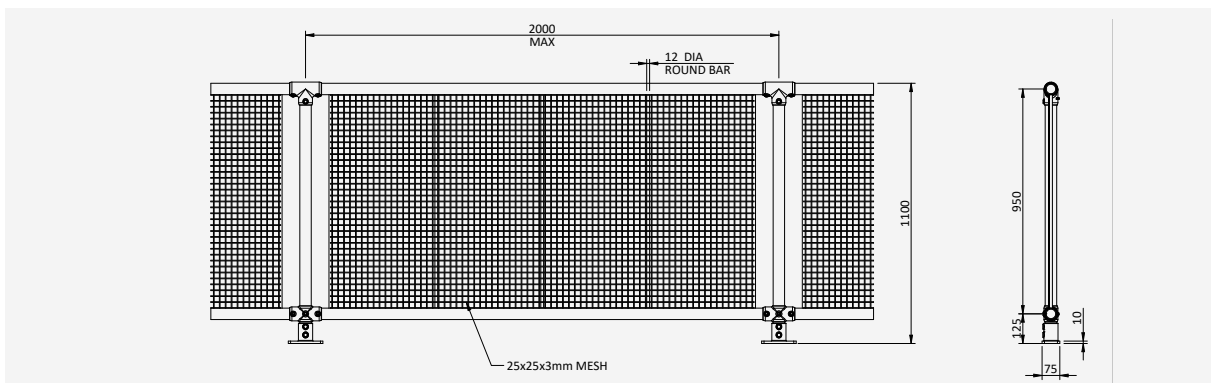
Inspection & Maintenance

Visual inspection for any damage or loose fixings must be done periodically and prior to use.

No certified maintenance required. Basic wear and tear preventative maintenance is recommended, as per manufacturer's specifications and recommendations.

— Refer maintenance manual

Technical Information



Mount Dimensions

T2 - Top Mount (2 Fixings)	F2 - Face Mount (2 Fixings)	CL - Channel Mount (2 Fixings)
GD - Inground Mount	CD - Cored Mount	AM - Angle Mount

Standard References

Extract of National Construction Code (NCC) Table 2.16a Barrier Construction

Openings in a balustrade or other barrier must be constructed in accordance with the following:

- Any opening does not permit a 125 mm sphere to pass through it and for stairs, the space is measured above the nosings; and
- For floors more than 4 m above the surface beneath, any horizontal or near horizontal elements between 150 mm and 760 mm above the floor must not facilitate climbing.

Important Note: Failure to supply and/or install proprietary product in accordance with above Standards and codes, specification and instructions, voids complete system certification and/or warranty.

Designed and manufactured by Moddex Systems. ©Moddex Group. All Rights Reserved.

For information or technical support please contact us

T 1800 663 339 (AU)

T 0800 663 339 (NZ)

moddex.com

CB10M